




Terass 400x600




Terass 400x600

Foundation




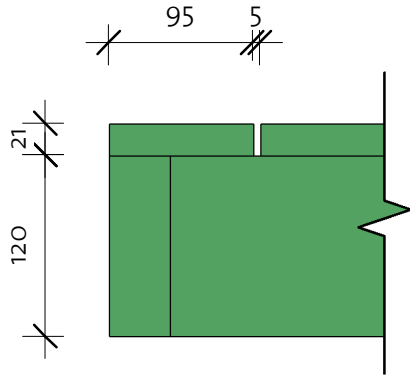
Impregnated foundation beams

Mark	Type	Profile	Count	Length
------	------	---------	-------	--------


IFB1	IFB 40X120		2	4000
IFB2	IFB 40X120		8	5920

Terass 400x600

Floor Plan



Terrace Schedule

Mark	Type	Profile	Count	Length
TB	TB 21x95		61	4000

Fasteners/Extras

Name	Type	Count
Screws	6,0 x 140	20
Screws	4,0 x 40	1000